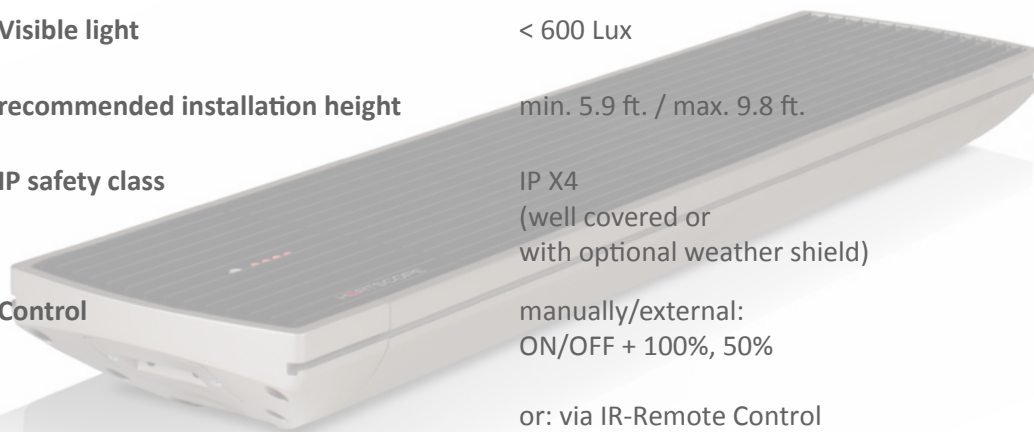


# TECHNICAL DATA

## HEATSCOPE Spot power heater / US

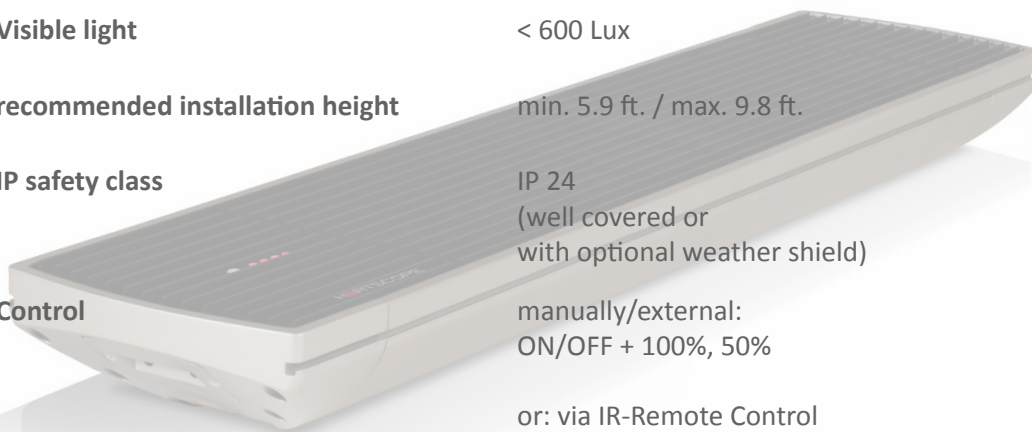
<b>Voltage</b>	208-240 V AC ~ – 50/60 Hz
<b>Power</b>	1600 W / 2200 W / 2800 W 5460 BTU / 7505 BTU / 9555 BTU
<b>Amperage</b>	6.96 A / 9.57 A / 12.17 A
<b>Cable</b>	43.3 inch / 3 x 0.00233 inch <sup>2</sup> oder 43.3 inch / 4 x 0.00233 inch <sup>2</sup>
<b>Temperature surface</b>	752 °F
<b>Temperature housing</b>	max. 266 °F
<b>Filament temperature</b>	2190-2370 °F
<b>Colour temperature</b>	1550-1650 K
<b>max. power in</b>	ca. 10 sec.
<b>Visible light</b>	< 600 Lux
<b>recommended installation height</b>	min. 5.9 ft. / max. 9.8 ft.
<b>IP safety class</b>	IP X4 (well covered or with optional weather shield)
<b>Control</b>	manually/external: ON/OFF + 100%, 50%  or: via IR-Remote Control ON/OFF + 100%, 50%



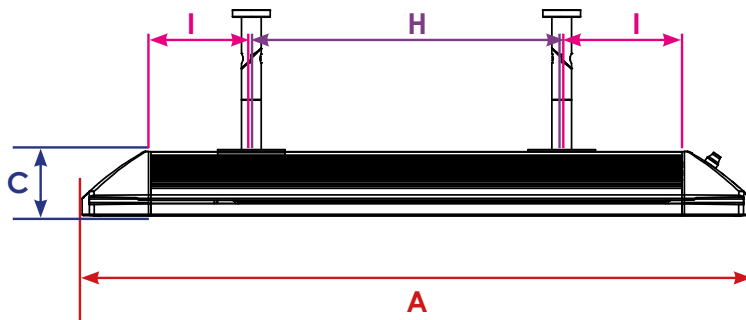
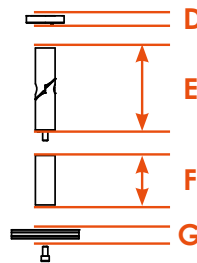
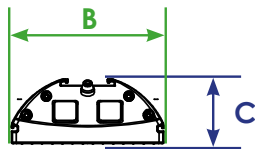


# TECHNICAL DATA

## HEATSCOPE Spot power heater / US 110

<b>Voltage</b>	110-120 V AC ~ – 50/60 Hz
<b>Power</b>	1600 W 5460 BTU
<b>Amperage</b>	6.96 A
<b>Cable</b>	43.3 inch / 3 x 0.00233 inch <sup>2</sup>
<b>Temperature surface</b>	752 °F
<b>Temperature housing</b>	max. 302 °F
<b>Filament temperature</b>	2190-2370 °F
<b>Colour temperature</b>	1550-1650 K
<b>max. power in</b>	ca. 15 sec.
<b>Visible light</b>	< 600 Lux
<b>recommended installation height</b>	min. 5.9 ft. / max. 9.8 ft.
<b>IP safety class</b>	IP 24 (well covered or with optional weather shield)
<b>Control</b>	manually/external: ON/OFF + 100%, 50%  or: via IR-Remote Control ON/OFF + 100%, 50%



# HEATSCOPE SPOT



	A	B	C	D	E	F	G	H	I
MHS-SM1600 MHS-SP1600	26.38 inch	7.25 inch	3.23 inch	0.36 inch	3.94 inch	2.37 inch	0.44 inch	≤ 9.45 inch	≥ 5.31 inch
MHS-SM2200 MHS-SP2200	31.89 inch							≤ 11.82 inch	≥ 6.89 inch
MHS-SM2800 MHS-SP2800	35.04 inch							≤ 14.57 inch	≥ 6.89 inch